

## Catalog No. BMR 00383

### Mouse monoclonal antibody **Anti-Human TWIST**

#### ■ Formulation

Mouse monoclonal anti-human **TWIST** antibody in PBS (3.0 mM KCl, 1.5 mM KH<sub>2</sub>PO<sub>4</sub>, 140 mM NaCl, 8.0 mM Na<sub>2</sub>HPO<sub>4</sub> (pH 7.4)) containing 1% bovine serum albumin (BSA) and 0.05% sodium azide (NaN<sub>3</sub>).

#### ■ Antibody concentration

100 µg/ml (1.0 ml)

#### ■ Storage

Store at 2-8°C for up to one year.  
We recommend storing at -20°C for long-term storage.  
Avoid repeat freezing and thawing cycles.

#### ■ Preparation

This antibody was purified using protein G column chromatography from culture supernatant of hybridoma cultured in a medium containing bovine IgG-depleted (approximately 95%) fetal bovine serum.

#### ■ Sterility

Filtered through a 0.22 µm membrane.

#### ■ Applications

Please visit our website at <http://www.biomatrix.co.jp/>.

#### ■ Disposal

This antibody solution contains sodium azide (NaN<sub>3</sub>) as a preservative. There is a potential hazard that NaN<sub>3</sub> reacts with copper or lead to produce an explosive compound. For safe disposal, the vial has to be washed thoroughly with water.

#### ■ Safety warnings and precautions

Caution must be taken to avoid contact with skin or eyes. In such a case, rinse thoroughly at once with water. Do not ingest, inhale, or swallow. Seek medical attention immediately.

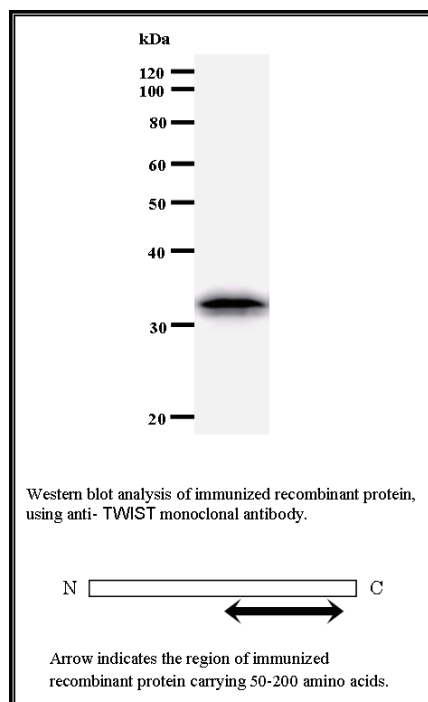
Wear appropriate protective clothing such as laboratory overalls, safety glasses and gloves.

It is strongly advised that this product should be handled by people who have been well trained in laboratory techniques and that it is handled with care pursuant to the principles of good laboratory practice.

All chemicals are deemed potentially harmful.

The vial is prone to fall over. Use caution, especially when the lid is off.

Lot No. **Twist2C1a-1**  
Clone No. **Twist2C1a**  
Antibody class : **IgG1**  
Immunogen : **Recombinant**



FOR RESEARCH USE ONLY, NOT FOR USE IN DIAGNOSTIC PROCEDURES.

manufactured by BMR

Catalog No. **BMR00383**

## Mouse monoclonal antibody Anti-Human TWIST


### ■ Background

Basic helix-loop-helix (bHLH) transcription factors have been implicated in cell lineage determination and differentiation. The protein encoded by this gene is a bHLH transcription factor and shares similarity with another bHLH transcription factor, Dermo1. The strongest expression of this mRNA is in placental tissue; in adults, mesodermally derived tissues express this mRNA preferentially. Mutations in this gene have been found in patients with Saethre-Chotzen syndrome. [NCBI Entrez Gene Summary]

### ■ Recommended condition

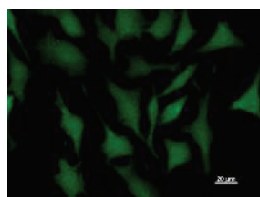
WB: 0.2-2 µg/ml    FC: 0.5-2 µg/sample    ICC: 2-100 µg/ml

### ■ Application

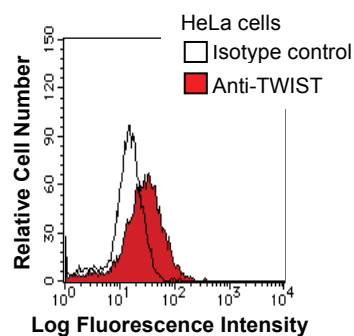


Detection of TWIST by Western blot.  
 Samples: Whole cell lysate from human A2058 (H, 25 µg), mouse NIH3T3 (M, 25 µg) and rat F2408 (R, 25 µg) cells. [Lot No. Twist2C1a-1]

Predicted molecular weight: 20 kDa



Immunostaining analysis in HeLa cells. HeLa cells were fixed with 4% paraformaldehyde and permeabilized with 0.1% Triton X-100 in PBS. The cells were immunostained with anti-TWIST mAb. [Lot No. Twist2C1a-1]



HeLa cells were fixed in 2% paraformaldehyde/PBS and then permeabilized in 90% methanol. Cells were stained with anti-TWIST mAb (shaded) or isotype control (unshaded) followed by Alexa Fluor® 488-conjugated goat anti-mouse IgG. [Lot No. Twist2C1a-1]